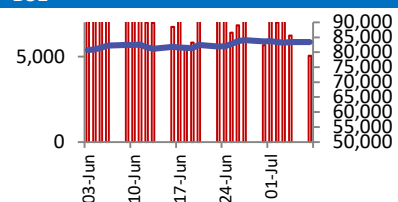
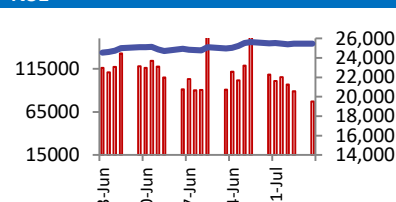


BSE



Open	83398
High	83517
Low	83262
Close	83443
Change	10
Volume (Lacs)	8354
Turnover (Rs.inCr)	5042

NSE



Open	25450
High	25490
Low	25407
Close	25461
Change	0
Volume(Lacs)	46046
Turnover(Rs.in Cr)	76916

World Markets	Current	Previous	Pt. Chg	Var(%)
Dow	44406	44829	(422)	-0.9%
Dow Futures	44653	44677	(24)	-0.1%
Nasdaq	20413	20601	(189)	-0.9%
FTSE	8807	8823	(16)	-0.2%
Nikkei	39711	39588	124	0.3%
Hang Seng	24075	23888	187	0.8%
Gift Nifty	25519	25516	3	0.0%
Straits Singapore	4052	4032	20	0.5%
South Korea	3094	3059	34	1.1%
Taiwan	22212	22429	(217)	-1.0%
Shanghai	3479	3473	6	0.2%

Commodity Prices	Current	Previous	Pt. Chg	Var(%)
Copper (\$/MT)	9830	9865	(35)	-0.4%
Alumin (\$/MT)	2574	2590	(17)	-0.6%
Zinc (\$/MT)	2685	2724	(40)	-1.5%
Brent Crude (\$/bbl)	69	70	(0)	-0.4%
Gold (\$/Ounce)	3334	3337	(3)	-0.1%
Silver (\$/Ounce)	37	37	0	0.0%
Light Crude (\$/bbl)	68	68	(0)	-0.5%
N G (\$/mmbtu)	3	3	(0)	-0.8%
Sugar (\$/MT)	469	474	(4)	-0.9%
Rubber (Rs./kg)	203	203	1	0.2%
Baltic Dry Index	1436	1436	0	0.0%

Currency Exchange Rate	Current	Previous	Var(%)
Rs./ \$ rate	85.86	85.39	0.55%
Rs./ Euro	100.75	100.59	0.17%
Rs./Chinese Yuan	11.97	11.97	0.08%
Yen / \$ rate	146.08	146.05	0.02%
\$ US/Euro	1.17	1.17	0.28%

Dollar Index	Current	Previous	Var(%)
Dollar Index	97.32	97.48	-0.17%

Support/ Resistance Levels for Today		
	Nifty	Bank Nifty Fut
Support 1	25400	57000
Support 2	25340	56740
Resistance	25540	57370

Securities in Ban For Trade
RBLBANK

Market Review

US: Wall Street's major indexes closed sharply lower on Monday, after U.S. President Trump announced hefty tariffs against Japan, South Korea and other trading partners while Tesla shares sank after CEO Musk said he was forming a new U.S. political party.

Asia: Asian shares edged higher as President Trump left the door open for additional negotiations after imposing new tariff rates on partners including Japan and South Korea.

India: Benchmark indices ended flat with Nifty hovering around 25,450 as investors turned cautious ahead of likely development around the US-India trade deal expected later this evening. Broader indices underperformed the main indices with Nifty Midcap index down 0.27%, while smallcap index shed 0.4%. **Market is expected to open on a flattish note and likely to witness a range bound move during the day.**

Global Economy: Trump said that the Aug 1 deadline for imposing reciprocal tariffs is "not 100% firm," and he's open to alternate proposals if trade partners request changes. Earlier, Trump signed an executive order extending the Jul 9 deadline to Aug. 1. Also, he announced new tariff rates on 14 nations, incl. Japan, Indonesia, South Korea, Serbia, and Tunisia, warning that duties of 25% on key allies such as Japan and South Korea will take effect if no deals are struck. Notably, the higher tariffs will not combine with previously announced sector tariffs such as those on automobiles, steel, and aluminum.

German industrial production rose by 1.2% in May, beating expectations of flat growth, driven by the automotive and energy sectors. However, April's output was revised down to a 1.6% drop. Over March-May, production was up 1.4% from the prior three months. This comes despite a 1.4% fall in May industrial orders, mainly due to weaker euro zone demand. Eurozone retail sales fell 0.7% MoM in May, adding to signs of economic weakness in the second quarter of the year. The decline in retail sales coincided with a 0.3% decrease in overall services activity in April.

Commodities: Oil prices eased on Tuesday after rising almost 2% in the previous session, as investors assessed new developments on U.S. tariffs and a higher-than-expected OPEC+ output hike for August.

Gold prices steadied on Tuesday as U.S. President announced sharply higher tariffs on goods from Japan, South Korea and other nations, while higher U.S. treasury yields capped gains.

Currency: The dollar jumped the most in three weeks after President Donald Trump unveiled a wave of proposed tariffs, a sign investors are confident the US economy can largely withstand the impact of trade disputes.

FII Derivative Transactions (Rs. Cr)

Contracts	Purchase		Sell		Net	Open Interest (OI)		OI (Previous day)		Change	
	Contract	Value	Contract	Value		Contract	Value	Contract	Value	Contract	Value
Index Future	11073	2132	14489	2800	(668)	158879	30586	153659	29592	5220	994
Index Option	3939139	753075	3959096	756859	(3784)	1328180	255098	1280181	246029	47999	9069
Stock Future	186239	13233	191325	13426	(193)	5498628	388984	5493236	389567	5392	(583)
Stock Option	185078	14035	185181	14027	8	854568	60849	844723	60209	9845	640
Total	4321529	782475	4350091	787112	(4637)	7840255	735517	7771799	725397	68456	10120

FII All Activity-BBG (Rs Cr)		Buy	Sell	Net
30-Jun-25		15160	14330	830
1-Jul-25		14844	13738	1106
2-Jul-25		15016	15764	(747)
3-Jul-25		10833	13442	(2609)
4-Jul-25		8924	8232	692
Month to date- July		49618	51176	(1558)
FII (Prov.) (Rs Cr)		Buy	Sell	Net
1-Jul-25		10897	12867	(1970)
2-Jul-25		13615	15157	(1543)
3-Jul-25		10947	12719	(1771)
4-Jul-25		7277	7858	(581)
7-Jul-25		8872	8550	323
Month to date-July		51608	57150	(5542)
DII (Prov.) (Rs. Cr)		Buy	Sell	Net
1-Jul-25		12638	11913	726
2-Jul-25		16093	13330	2763
3-Jul-25		12140	11062	1079
4-Jul-25		9948	11067	(1119)
7-Jul-25		10849	9109	1740
Month to date-July		61668	56479	5189
FII Debt - BBG (Rs. Cr)		Buy	Sell	Net
30-Jun-25		10122	1142	8980
1-Jul-25		3375	1084	2290
2-Jul-25		2195	2453	(259)
3-Jul-25		2933	2481	452
4-Jul-25		926	1813	(887)
Month to date- July		9429	7832	1597

Market Breadth	BSE		NSE	
	No.	%	No.	%
Advance	1649	39%	1115	37%
Decline	2436	57%	1814	60%
Unchanged	176	4%	93	3%

Market Turnover	07-Jul	04-Jul	Var (%)
BSE Cash	5042	6224	-19%
NSE Cash	76916	88821	-13%
NSE Futures	72261	88148	-18%
NSE Options	9066879	10225030	-11%
Total (Rs.Cr)	9221099	10408223	-11%

Volatility Index	07-Jul	04-Jul
Volatility Index	12.56	12.32

Index PE - TTM	07-Jul	Yr. High	Yr. Low
Sensex	23.9	25.2	20.3
Nifty	22.9	24.4	19.6

Corporate News
Rajasthan High Court Clears Path for Krsnaa Diagnostics

The Rajasthan High Court has ruled in favour of Krsnaa Diagnostics and its consortium partner, Telecommunications Consultants India. Following the judgment, the government has issued a fresh letter of acceptance, paving the way for the consortium to sign an agreement with the National Health Mission, Rajasthan. (NDTV)

JSW Infra receives order to develop container berths at Kolkata port

The company has received a letter of award to develop container berths at Kolkata port. The company said that it will spend Rs 740 Cr for the construction and mechanisation work over the next 2-year period. (NDTV)

Vaibhav Global Gets ITAT relief as ₹150.6 Cr Tax demands stand deleted for AY21 and AY22

Co has received a favorable order from Income Tax Appellate Tribunal for assessment year 2021 and assessment year 2022. The tax demand of Rs 91.8 Crs for assessment year 2021 and Rs 58.8 Cr for assessment year 2022 stands deleted. (ET)

Economy
Toll collection up 20% in June quarter to record Rs 20,682 Cr

India's highway toll collection soared by 19.6% to 20,682 Cr in Q1 FY26, driven by a low base from the previous year, increased toll charges, and the addition of new toll roads. The number of toll users also rose significantly, indicating increased road usage and economic activity. (ET)

Green steel mandate in works for government projects

India is planning to mandate the purchase of green-rated steel in central government projects and centrally-sponsored schemes starting from FY28. The steel ministry has drafted a cabinet note proposing minimum procurement percentages for 3-star, 4-star, and 5-star rated steel, aiming to drive demand for green steel in public procurement and promote sustainability in the sector. (ET)

International
Samsung flags big miss in Q2 profit, blames US AI chip curbs on China

Samsung Electronics projected a far worse than expected 56% plunge in second-quarter operating profit due to weak AI chip sales, deepening investor concerns over the tech giant's ability to revive its struggling semiconductor business. restrictions on advanced AI chips for China, but analysts said the decline was (Invst)

Top 5 Nifty Gainers	07-Jul	04-Jul	Var(%)
HINDUNILVR	2410	2339	3.0%
NESTLEIND	2422	2393	1.2%
TATACONSUM	1102	1090	1.1%
JIOFIN	328	325	1.0%
EICHERMOT	5683	5629	1.0%
Top 5 Nifty Losers	07-Jul	04-Jul	Var(%)
BEL	417	428	-2.4%
TECHM	1624	1655	-1.9%
ONGC	242	245	-1.5%
ULTRACEMCO	12345	12506	-1.3%
ETERNAL	259	261	-1.1%

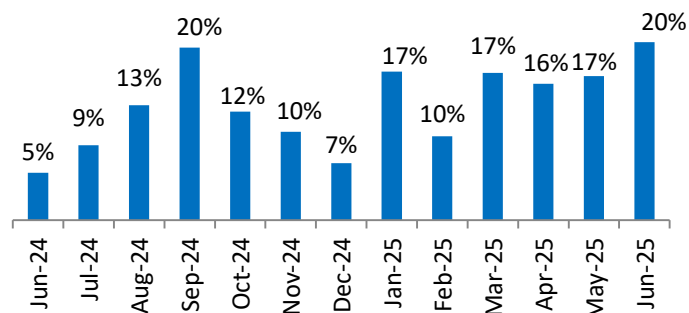
BSE Index Watch	Last	1 day	1 wk	1 mth	1 yr
SENSEX	83443	0.0%	-0.2%	1.5%	4.4%
MIDCAP	46743	-0.2%	-0.2%	1.4%	-1.3%
SMLCAP	54651	-0.3%	-0.1%	2.3%	1.1%
AUTO	53539	-0.1%	0.1%	0.8%	-6.8%
BANKEX	63576	-0.1%	-0.9%	0.0%	5.8%
Capital Goods	72001	-0.4%	-0.5%	1.7%	-4.8%
FMCG	20478	1.5%	1.2%	0.0%	-3.6%
Health Care	44877	0.0%	1.4%	3.8%	17.9%
IT	38068	-0.7%	-0.1%	3.3%	-1.1%
METAL	31664	-0.6%	-0.1%	1.3%	-5.4%
Oil & Gas	28445	0.3%	2.1%	5.0%	-6.6%
Power	6869	0.3%	-1.0%	0.7%	-14.7%
Realty	7545	0.1%	-1.3%	-6.5%	-13.2%

Margin Trading Disclosure (Rs. In Cr)	Last	1 day	1 wk	1 mth	3 mth
Op. Scripwise Outstanding	86520	0.4%	2.9%	6.8%	25.6%
Fresh Exposure	6354	1.2%	-11.1%	-1.6%	15.0%
Exposure liquidated	6094	4.9%	-16.3%	-4.0%	34.2%
Closing Net scripwise outstanding	86780	0.2%	3.4%	7.0%	24.2%

NSE USD Futures	07-Jul	04-Jul	Var (%)
June Expiry (Rs./\$)	85.88	85.50	0.4%
July Expiry (Rs./\$)	85.02	85.60	-0.7%
Total Turnover (Rs. Crore)	2498	1242	101%

Sectors	TTM PE
Auto	32.11
Auto Ancillary	42.98
Banking	14.65
Engineering	50.26
Cement	74.57
Diamonds & Jewellery	44.12
Housing Finance	24.63
Infrastructure & Const	29.8
Metals-Aluminium	30.4
Metal – Steel	18.55
Oil Expl.	7.29
Pharma	10.1
Power – Gen. Supp.	40.9
Information Tech.	28.09
Sugar	18.49
Telecom Serv. Prov.	41.5
Tyres	31.67

TVS Motors Monthly Volume Growth (YoY) (Source: Company data)



10 year G-Sec Yield	Current	Previous	Change
US	4.38%	4.38%	0 bps
Japan	1.47%	1.46%	1 bps
India	6.29%	6.30%	(0) bps
UK	4.59%	4.55%	3 bps
Libor 3 Mths	4.85%	4.85%	(0) bps

Indian Eco Data	Current	Previous	Var(%)
Forex Reserve (US\$ in bn)	602	703	-14.4%
Inflation - WPI	0.39%	0.85%	(46) bps
Inflation - CPI	2.82%	3.16%	(34) bps

India GDP Growth	Q3FY25	Q2FY25	Var(%)
	7.38%	6.40%	98 bps

Monetary Policy	Current	Previous	Change
Repo Rate	5.50%	6.00%	(50) bps
Reverse Repo Rate	3.35%	3.35%	0 bps
CRR	4.00%	4.00%	0 bps
O/S Banking System Liquidity (Rs bn)	3924	3926	(1.2)

IIP Growth %	May-25	May-24	Apr-Feb
IIP	1.2	6.2	3.1
Capital Goods	2.4	7.0	6.2
Mining	0.4	1.3	2.2
Manufacturing	3.0	5.9	4.2
Electricity	6.3	8.6	3.8

ADR Price Movement

Company	Price (US\$)	Volume	Previous Day Price	Volume	Variance (%)	No. of Share Per ADR	ADR Price (Rs.)	BSE Price	Variance (%)
Infosys Tech	18.82	8790483	18.96	4267315	-0.74%	1	1615.93	1627.00	-0.7%
Wipro	3.08	4068224	3.11	3186248	-0.96%	1	264.46	267.75	-1.2%
Dr.Reddy's	15.08	1838554	15.08	583438	0.00%	1	1294.81	1310.50	-1.2%
ICICI Bank	33.48	3981659	33.76	2387568	-0.83%	2	1437.34	1435.70	0.1%
HDFC Bank	75.48	1754483	76.54	1618943	-1.38%	3	2160.30	1987.40	8.7%

GDR's (US\$)

	Prices	Prev. Close	Change	Var %
L&T	41.85	42.00	(0.1)	-0.4%
RIL	71.40	71.00	0.4	0.6%
SBI	94.40	94.60	(0.2)	-0.2%

US Economy Data	Current	Previous
Inflation (%) (YoY)	2.40%	2.30%
Unemployment (%)	4.10%	4.20%

Interest Rate (%)	Current	Previous
Fed Rate	4.50%	4.50%

US GDP	Q2CY25	Q1CY25
Growth (QoQ Annualized)	-0.50%	2.40%

China Economy Data	Current	Previous
GDP	5.40%	5.40%
Inflation – CPI (%)	-0.10%	-0.10%

Economic Calendar

	Date
Indian GDP Data	29 Aug
Indian Inflation Data CPI	14 July
Indian Inflation Data WPI	14 July
Indian Monetary Policy	06 Aug
India's Industrial Production (IIP)	28 July
US Inflation Data	15 July
US GDP	30 July
US Unemployment Data	01 Aug
US Fed Rate	30 July
China GDP	15 July
China Inflation Data	09 July

Event Update

Name	Date	Purpose
Aditya Vision Ltd.	08/07/25	Rs.1.10 per share(110%)Final Dividend
Ador Welding Ltd.	08/07/25	Rs.20.00 per share(200%)Final Dividend
Bombay Oxygen Investments Ltd.	08/07/25	Rs.35.00 per share(35%)Final Dividend
Ingersoll-Rand (India) Ltd.	08/07/25	Rs.25.00 per share(250%)Final Dividend
JK Cement Ltd.	08/07/25	Rs.15.00 per share(150%)Final Dividend
JSW Steel Ltd.	08/07/25	Rs.2.80 per share(280%)Final Dividend
Meghna Infracon Infrastructure Ltd.	08/07/25	Bonus issue
Plastiblends India Ltd.	08/07/25	Rs.2.50 per share(50%)Dividend
Solar Industries India Ltd.	08/07/25	Rs.10.00 per share(500%)Final Dividend
Titan Company Ltd.	08/07/25	Rs.11.00 per share(1100%)Dividend
Elegant Marbles & Grani Industries Ltd.	09/07/25	Rs.1.00 per share(10%)Final Dividend
Kabra Extrusiontechnik Ltd.	09/07/25	Rs.2.50 per share(50%)Final Dividend
Mphasis Ltd.	09/07/25	Rs.57.00 per share(570%)Dividend
Pfizer Ltd.	09/07/25	Rs.35.00 per share(350%)Final Dividend
SJS Enterprises Ltd.	09/07/25	Rs.2.50 per share(25%)Final Dividend
SML Isuzu Ltd.	09/07/25	Rs.18.00 per share(180%)Final Dividend
Diffusion Engineers Ltd.	10/07/25	Rs.1.50 per share(15%)Final Dividend
Dr. Reddy's Laboratories Ltd.	10/07/25	Rs.8.00 per share(800%)Final Dividend
LMW Ltd.	10/07/25	Rs.30.00 per share(300%)Dividend
Wheels India Ltd.	10/07/25	Rs.7.03 per share(70.3%)Final Dividend
Active Infrastructures Ltd.	11/07/25	Dividend
Apollo Tyres Ltd.	11/07/25	Rs.5.00 per share(500%)Final Dividend
Artemis Medicare Services Ltd.	11/07/25	Rs.0.45 per share(45%)Final Dividend
Atul Ltd.	11/07/25	Rs.25.00 per share(250%)Final Dividend
Bharat Heavy Electricals Ltd.	11/07/25	Rs.0.50 per share(25%)Final Dividend
Can Fin Homes Ltd.	11/07/25	Rs.6.00 per share(300%)Final Dividend
D-Link (India) Ltd.	11/07/25	Rs.15.00 per share(750%)Final Dividend

Bulk Deal As On 07/07/25

BSE					
Security Code	Security Name	Client Name	Deal	Quantity	Price
543678	AMBOAGRI	RAKESH SETHIA	S	66000	85.46
512149	AVANCE	DRISHYA ADVISORY LLP	S	13222889	0.97
512149	AVANCE	MOONLIGHT MULTITRADE LLP	B	10948457	0.97
543209	BILLWIN	ABHISHEK BOHRA	B	24000	27.61
543209	BILLWIN	SEVEN ALPHA INVESTORS PRIVATE LIMITED	S	21000	27.5
543211	BONLON	RISHABH PANT	B	84000	40.09
532386	CALSOFT	AADITYA TIKMANI	B	100000	20.61
532386	CALSOFT	GUNJAN CHHAJER	S	78200	20.61
532386	CALSOFT	SUNIL KUMAR CHHAJER	S	78200	20.62
512441	ENBETRD	GLOBALWORTH SECURITIES LIMITED	S	3135064	0.57
512441	ENBETRD	GLOBALWORTH SECURITIES LIMITED	B	2135064	0.57
512441	ENBETRD	LILABEN MASOTBHAI DESAI	S	16600000	0.57
543595	EPBIO	ANKITAGUPTA	S	14000	99.52
532467	HAZOR	SAUMIK KETANKUMAR DOSHI	S	409593	46.05
532467	HAZOR	SAUMIK KETANKUMAR DOSHI	B	1100000	45.97
540377	IFL	ALKABEN PRADIPKUMAR SHAH	S	4751630	1.23
540377	IFL	VAGHANI VIRAJ	B	6153415	1.22
540377	IFL	VAGHANI VIRAJ	S	3400000	1.23
531328	KRETTOSYS	MOHAMED IRFAN MOHAMED LATIF SHAIKH	B	5005958	2.09
526179	LUDLOWJUT	NISHTHA INVESTMENT & SONSULTANCY SERVICES PRIVATE LIMITED	B	58000	477.98
544437	MARCLOIRE	HEMA LAKSHMAN	B	55200	76
544437	MARCLOIRE	PUSHPA BHAJU	B	49200	76.1
544437	MARCLOIRE	THAKKAR RASHMIKANT AMRATLAL	S	99600	76
544437	MARCLOIRE	YASHWANT AMRATLAL THAKKAR	S	99600	76
539220	MISHKA	SUPREME ADVERTISING PRIVATE LIMITED	S	74675	26.79
522289	NMSRESRC	PASHUPATI CAPITAL SERVICE PVT LTD	S	25000	58.33
522289	NMSRESRC	SAURASHTRA FINSTOCK PRIVATE LIMITED	S	1010	58.26
522289	NMSRESRC	SAURASHTRA FINSTOCK PRIVATE LIMITED	B	21589	58.33
511644	OMEGAIN	ASHOK DILIPKUMAR JAIN	S	5510	93.76
511644	OMEGAIN	TEENA KIRTI JAIN	S	17344	90.19
531512	ORIENTTR	NIRAJ RAJNIKANT SHAH	B	100000	22.52
531512	ORIENTTR	PASHUPATI CAPITAL SERVICE PVT LTD	B	75000	22.69
531512	ORIENTTR	RANDEEP SINGH	S	161197	22.57
531512	ORIENTTR	RANDEEP SINGH	B	39936	22.89
524055	PANIDPR	3A CAPITAL SERVICES LIMITED	S	10601	58.01
543540	PGCRL	ZAHERA TRADERS LLP	S	25800	101.83
539561	REMLIFE	SAHAY INVESTMENT SERVICES PRIVATE LIMITED	B	12500000	1.11
538540	RLFL	S D INVESTMENTS	B	443000	3.35
512399	SERA	ZEAL GLOBAL OPPORTUNITIES FUND	S	500000	35
540259	SHANGAR	UMA SHANKAR EXIM PRIVATE LIMITED	S	2856053	0.57
539584	SIPTL	SATISH KUMAR ANANTA SATYANARAYANA ANAPU	S	4250000	0.36
531499	SYBLY	BIRU KUMAR	S	81186	2.11
531499	SYBLY	PREMIUM CAPITAL MARKET & INVESTMENTS LIMITED	S	82227	2.12
544436	VANDAN	DRASHTI LAXMIKANT SOLANKI	B	45600	125
544436	VANDAN	HIGHPOINT COMMERCIAL PRIVATE LIMITED	B	68400	125
544436	VANDAN	NILRATAN SUPPLIERS PRIVATE LIMITED .	B	68400	125
544436	VANDAN	SCRIN TRADING AND INVESTMENT COMPANY	B	44400	125
544436	VANDAN	SCROD TRADING AND INVESTMENT COMPANY	B	43200	125
544436	VANDAN	TROPICAL AGRO SYSTEM INDIA PRIVATE LIMITED	B	99600	125
531574	VASINFRA	SARAVANA SECURITIES (PROP: D. SATHYAMOORTHY)	B	132400	9.71

531574	VASINFRA	TEJH-MANDI SECURITIES PRIVATE LTD	S	105000	9.71
542803	VEL	JAY BHAVSAR	S	60000	17.51
542803	VEL	SYKES AND RAY EQUITIES (INDIA) LIMITED	B	68281	17.53
544002	VIVAA	DINESHSINGH UMASHANKARSINGH KSHATRIYA	S	20000	47.81
509026	VJT FEDU	NIRAV JAHWANTLAL VAKHARIA HUF	S	100000	80
509026	VJT FEDU	RAINA VINAY JAIN	B	250000	80
509026	VJT FEDU	SHRENIK VAKHARIA	S	100000	80

NSE

Security Code	Security Name	Client Name	Deal	Quantity	Price
AHIMSA	Ahimsa Industries Ltd.	BHANSALI VALUE CREATIONS PVT LTD	SELL	102000	23.2
AHIMSA	Ahimsa Industries Ltd.	BHAVESH PRAVINCHANDRA SHAH	BUY	48000	23.2
AHIMSA	Ahimsa Industries Ltd.	SHITAL BHAVESHKUMAR SHAH	BUY	51000	23.2
CAPTRU-RE	Capital Trust Ltd	N L RUNGTA (HUF)	BUY	69253	0.1
CAPTRU-RE	Capital Trust Ltd	NITIN RUNGTA HUF	BUY	110000	0.1
CAPTRU-RE	Capital Trust Ltd	VIRENDER KUMAR	SELL	200000	0.1
CEDAAR	Cedaar Textile Limited	MANSI SHARE AND STOCK BROKING PRIVATE LIMITED	BUY	140000	113.76
CEDAAR	Cedaar Textile Limited	NEO APEX VENTURE LLP	BUY	105000	116.16
CEDAAR	Cedaar Textile Limited	STCI PRIMARY DELAER LTD	SELL	109000	116.21
FALCONTECH	Falcon Technoproj Ind Ltd	BHARAT SHREEKISHAN PARIHAR	SELL	124800	21.13
FALCONTECH	Falcon Technoproj Ind Ltd	SHUBHAM VIJAYVARGIYA	BUY	37200	21.45
GATECH	GACM Technologies Limited	GOKALBHAI GHEMARBHAI CHAUDHRI	SELL	13037483	0.84
INFIBEAM	Infibeam Avenues Limited	MAYUR MUKUNDBHAI DESAI	BUY	10000000	15.2
INFIBEAM	Infibeam Avenues Limited	SONAL DESAI	SELL	10000000	15.2
INFIBE-RE	Infibeam Avenues Ltd	CRAFT EMERGING MARKET FUND PCC- CITADEL CAPITAL FUND	BUY	6830000	4.33
INFIBE-RE	Infibeam Avenues Ltd	CRAFT EMERGING MARKET FUND PCC- ELITE CAPITAL FUND	BUY	6200000	4.31
INFIBE-RE	Infibeam Avenues Ltd	VANGUARD EMERGING MARKETS STOCK INDEX FUND A SERIES OF VIEIF	SELL	3731001	4.32
INFIBE-RE	Infibeam Avenues Ltd	VANGUARD TOTAL INTERNATIONAL STOCK INDEX FUND	SELL	3562442	4.32
MARATHON	Marathon Nxtgen Realt Ltd	NECTA BLOOM VCC - NECTA BLOOM ONE	SELL	360275	674.1
MARATHON	Marathon Nxtgen Realt Ltd	NOMURA SINGAPORE LIMITED	SELL	436869	670.11
NEELAM	Neelam Linens & Gar (I) L	LEADING LIGHT FUND VCC THE TRIUMPH FUND	SELL	396000	25.4
NEELAM	Neelam Linens & Gar (I) L	SKYLINE INVESTMENTS PRIVATE LIMITED	BUY	300000	25.4
OLIL	Oneclick Logistics Ind L	MADHUSUDAN AUTO-BIZ PRIVATE LIMITED	BUY	50400	196.5
PUSHPA	Pushpa Jewellers Limited	HOLANI VENTURE CAPITAL FUND- I	SELL	219000	112
PUSHPA	Pushpa Jewellers Limited	KRUSHNAM NEXUS CAPITAL SCHEME 1	SELL	862000	108.66
PUSHPA	Pushpa Jewellers Limited	L7 HITECH PRIVATE LIMITED	BUY	200000	112
PUSHPA	Pushpa Jewellers Limited	NECTA BLOOM VCC - REGAL FUND	SELL	229000	106.4
PUSHPA	Pushpa Jewellers Limited	NEO APEX VENTURE LLP	BUY	675000	106.81
PUSHPA	Pushpa Jewellers Limited	PENTATEAM INVENTURE CAPITAL SCHEME I	SELL	230000	112
PUSHPA	Pushpa Jewellers Limited	PIYUSH TRADES & CREDITS PRIVATE LIMITED	BUY	125000	108.64
PUSHPA	Pushpa Jewellers Limited	RAJESH JAIN	BUY	133000	117.15
PUSHPA	Pushpa Jewellers Limited	SAUMIK KETANKUMAR DOSHI	BUY	200000	112
SAJHOTELS	Saj Hotels Limited	SANDEEP SINGH	BUY	100000	68.33
SILKY	Silky Overseas Limited	ATVEER FINANCE CONSULTANTS LIMITED	BUY	200000	171
SILKY	Silky Overseas Limited	MANAY BAJORIA	BUY	37600	170.25
SILKY	Silky Overseas Limited	MANSI SHARE AND STOCK BROKING PRIVATE LIMITED	BUY	64000	164.64
SILKY	Silky Overseas Limited	NEO APEX VENTURE LLP	BUY	53600	168.89
SILKY	Silky Overseas Limited	SOCRADAMUS CAPITAL PRIVATE LIMITED .	BUY	151200	171
SONUINFRA	Sonu Infratech Limited	SANDEEP SINGH	BUY	64500	123.9
SUNREST	Sunrest Lifescience Ltd	AMIT R AGARWAL	BUY	70400	50.4
SUNREST	Sunrest Lifescience Ltd	BHAGYESH KIRITBHAI PAREKH	SELL	72000	50.4
VISAMAN	Visaman Global Sales Ltd	SANGEETA SHETALBHAI SHAH	SELL	96000	50
ZENITHDRUG	Zenith Drugs Limited	KAVYA GUPTA	SELL	104000	74

Disclosure:

Research Reports that are published by Nirmal Bang Securities Private Limited (hereinafter referred to as "NBSPL") are for private circulation only. NBSPL is a registered Research Analyst under SEBI (Research Analyst) Regulations, 2014 having Registration no. INH000001766. NBSPL is also a registered Stock Broker with National Stock Exchange of India Limited, BSE Limited, Metropolitan Stock Exchange of India Limited, Multi Commodity Exchange of India Limited and , National Commodity and Derivative Exchange Limited in Capital Market , Equity and Commodities derivatives segments and Currency Derivatives Segment .

NBSPL has other business divisions with independent research teams separated by Chinese walls, and therefore may, at times, have different or contrary views on stocks and markets.

NBSPL or its associates have not been debarred / suspended by SEBI or any other regulatory authority for accessing / dealing in securities Market since last 20 years. NBSPL, its associates or analyst or his relatives do not hold any financial interest (Except Investment) in the subject company. NBSPL or its associates or Analyst do not have any conflict or material conflict of interest at the time of publication of the research report with the subject company. NBSPL or its associates or Analyst or his relatives may or may not hold beneficial ownership of 1% or more in the subject company at the end of the month immediately preceding the date of publication of this research report.

NBSPL or its associates / analyst has not received any compensation / managed or co-managed public offering of securities of the company covered by Analyst during the past twelve months. NBSPL or its associates have not received any compensation or other benefits from the company covered by Analyst or third party in connection with the research report. Analyst has not served as an officer, director or employee of Subject Company. NBSPL / analyst has not been engaged in market making activity of the subject company.

Analyst Certification: The research analysts and authors of these reports, hereby certify that the views expressed in this research report accurately reflects my/our personal views about the subject securities, issuers, products, sectors or industries. It is also certified that no part of the compensation of the analyst(s) was, is, or will be directly or indirectly related to the inclusion of specific recommendations or views in this research. The analyst(s) principally responsible for the preparation of this research report and has taken reasonable care to achieve and maintain independence and objectivity in making any recommendations.

Disclaimer:

The Research Report is for the personal information of the authorized recipient and does not construe to be any investment, legal or taxation advice. NBSPL is not soliciting any action based upon it. Nothing in the research report shall be construed as a solicitation to buy or sell any security or product, or to engage in or refrain from engaging in any such transaction. In preparing the research report, we did not take into account the investment objectives, financial situation and particular needs of the reader.

The research report has been prepared for the general use of the clients of NBSPL and must not be copied, either in whole or in part, or distributed or redistributed to any other person in any form. If you are not the intended recipient you must not use or disclose the information in the research report in any way. Though disseminated to all the customers simultaneously, not all customers may receive the research report at the same time. NBSPL will not treat recipients as customers by virtue of their receiving the research report. The research report is not directed or intended for distribution to or use by any person or entity resident in a state, country or any jurisdiction, where such distribution, publication, availability or use would be contrary to law, regulation or which would subject NBSPL & its group companies to registration or licensing requirements within such jurisdictions.

The report is based on the information obtained from sources believed to be reliable, but we do not make any representation or warranty that it is accurate, complete or up-to-date and it should not be relied upon as such. We accept no obligation to correct or update the information or opinions in it. NBSPL or any of its affiliates or employees shall not be in any way responsible for any loss or damage that may arise to any person from any inadvertent error in the information contained in the research report. NBSPL or any of its affiliates or employees do not provide, at any time, any express or implied warranty of any kind, regarding any matter pertaining to this report, including without limitation the implied warranties of merchantability, fitness for a particular purpose, and non-infringement. The recipients of the research report should rely on their own investigations.

This information is subject to change without any prior notice. NBSPL reserves its absolute discretion and right to make or refrain from making modifications and alterations to this statement from time to time. Nevertheless, NBSPL is committed to providing independent and transparent recommendations to its clients, and would be happy to provide information in response to specific client queries.

Before making an investment decision on the basis of research report, the reader needs to consider, with or without the assistance of an adviser, whether the advice is appropriate in light of their particular investment needs, objectives and financial circumstances. There are risks involved in securities trading. The price of securities can and does fluctuate, and an individual security may even become valueless. International investors are reminded of the additional risks inherent in international investments, such as currency fluctuations and international stock market or economic conditions, which may adversely affect the value of the investment. Opinions expressed are subject to change without any notice. Neither the company nor the director or the employees of NBSPL accept any liability whatsoever for any direct, indirect, consequential or other loss arising from any use of the research report and/or further communication in relation to the research report. Here it may be noted that neither NBSPL, nor its directors, employees, agents or representatives shall be liable for any damages whether direct or indirect, incidental, special or consequential including lost revenue or lost profit that may arise from or in connection with the use of the information contained in the research report.

Copyright of this document vests exclusively with NBSPL.

Our reports are also available on our website

Registration granted by SEBI and certification from NISM in no way guarantee performance of NBSPL or provide any assurance of returns to investors.

Nirmal Bang Research (Division of Nirmal Bang Securities Pvt. Ltd.)

B-2, 301/302, Marathon Innova,
Opp. Peninsula Corporate Park
Off. Ganpatrao Kadam Marg
Lower Parel(W), Mumbai-400013
Board No. : 91 22 6723 8000/8001
Fax. : 022 6723 8010